

SURGE-TRAP® STXR SERIES

SURGE PROTECTIVE DEVICE

NEMA DEVICES FOR ANSI/UL 1449 TYPE 1 AND 2 APPLICATIONS



The most popular range in the STX series offering, the Surge-Trap® Type 1 STXR meets requirements for UL1449 4th Edition and is ideal for the replacement of obsolete surge arrestors. The STXR Series SPDs feature TPMOV® technology inside, making them the safest product available. With a small, compact design and line or load installation flexibility, the STXR series is the perfect fit for branch panel and/or individual equipment protection.

FEATURES AND BENEFITS:

- Designed with the industry leading Mersen TPMOV® Technology
- LED status indicator (ON = Good, OFF = Replace)
- NEMA 4X enclosure for outdoor or indoor use
- Fits 3/4" knockouts with 3' leads for easy installation
- Optional mounting bracket for surface mount applications
- Optional audible alarm and remote dry contacts
- For use in ANSI/UL Type 1 or 2 SPD installations
- Up to 10 modes of Protection (L-N, L-L, L-G optional, N-G optional)
- 5-year warranty



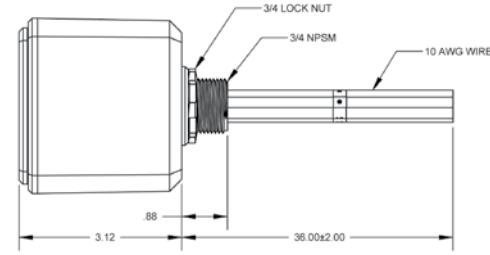
RATINGS:

- **Volts (U_n):** 120-600VAC
- **Nominal Discharge Current Rating (I_n):** 10-20kA
- **Surge Capacity (per phase and per mode):** 50kA
- **Short-Circuit Current Rating (SCCR):** 200kA

APPROVALS:

- ANSI/UL 1449 4th Edition, Type 1 SPD, File E210793
- CSA C22.2, Type 1 SPD
- ANSI/IEEE C62.41.1, C62.41.2, C62.45
- UL96A Lightning Protection
- RoHS Compliant



GENERAL PRODUCT SPECIFICATIONS											
Mounting:	3/4" – 14 threaded hub Includes locking washer			Operating & Storage Temperature:		-40°C to +85°C					
Wiring:	Pre-wired 3' [1m] 10AWG			Relative Humidity Range:		0 to 95% non-condensing					
Enclosure:	NEMA 4X Non-metallic			Visual End-of-Life Indicator:		GREEN = OK, OUT = REPLACE					
Flammability:	UL94-5VA			Frequency:		50-60Hz					
CATALOG NUMBER (INCLUDES SUFFIXES*)	SYSTEM VOLTAGE AND CONFIGURATION	I _n	MAXIMUM CONTINUOUS OPERATING VOLTAGE (MCOV, U _c)				VOLTAGE PROTECTION RATING (VPR) (UL 1449, 6kA, 3kV)				
			L-N	L-G	L-L	N-G*	L-N	L-G	L-L	N-G*	
STXR120P05	120V Single Phase	20kA	150	300	-	150	700	1200	-	600	
STXR240P05	240V Single Phase	20kA	320	640	-	320	1200	1800	-	1000	
STXR240S05	240/120V Split Phase	20kA	150	300	300	150	700	1200	1200	600	
STXR480S05	480/240V Split Phase	20kA	320	640	640	320	1200	1800	2000	1000	
STXR208Y05	208/120V 3-Phase WYE	20kA	150	300	300	150	700	1200	1200	600	
STXR380Y05	380/220V 3-Phase WYE	20kA	320	640	640	320	1200	1800	2000	1000	
STXR480Y05	480/277V 3-Phase WYE	20kA	320	470	640	150	1200	1800	2000	700	
STXR600Y05	600/347V 3-Phase WYE	20kA	420	690	840	270	1500	2500	2500	1000	
STXR240D05	240V 3-Phase DELTA	20kA	-	320	640	-	-	1200	2000	-	
STXR480D05	480V 3-Phase DELTA & HRG WYE	10kA	-	550	1100	-	-	1800	3000	-	
STXR600D05	600V 3-Phase DELTA	20kA	-	690	840	-	-	2000	2500	-	
			L-N/ HL-N	L-G/ HL-G	L-L/ HL-L	N-G*	L-N/ HL-N	L-G/ HL-G	L-L/ HL-L	N-G*	
STXR240H05	240/120V Hi-Leg DELTA	20kA	150/270	300/420	300/420	150	700/1.2k	1.2k/1.2k	2k/2k	600	
STXR480H05	480/240V Hi-Leg DELTA	10kA	320/550	320/550	640/870	320	1.2/1.8k	1.2/1.8k	2k/2.5k	1000	
*Suffixes:	Add Suffix "N" for N-G protection. Example: STXR208Y05N Add Suffix "A" for Audible Alarm and Dry Contact. Example: STXR208Y05A For both options, Example: STXR208Y05AN										
CATALOG NUMBER	ACCESSORY DESCRIPTION										
STXRM BK	STXR Mounting Bracket Kit. Includes {1} 90 degree bracket and {2} mounting screws										
Optional Form C Dry Contact and Audible Alarm [Suffix "A"]							3/4"-14 Mounting Hub				
Form C Dry Contact (Pre-wired 3' 18AWG) 125VAC, 1A Resistive 30VDC, 2A General Purpose Red = Normally Closed Gray = Common Blue = Normally Open											
Audible Alarm Alarm sounds when any protection is lost							Bracket Mount Option				
Dimensions and Mounting Configurations 